

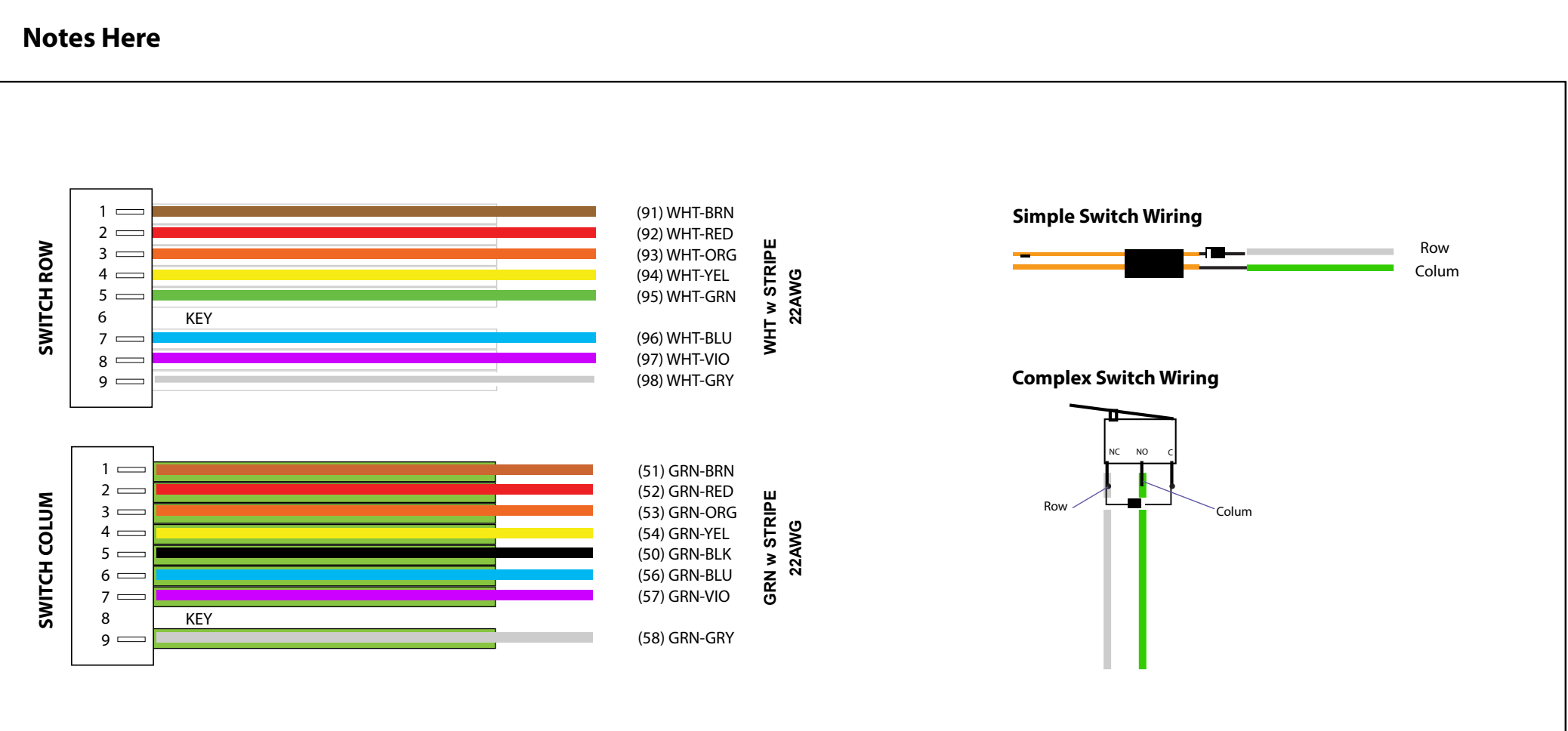
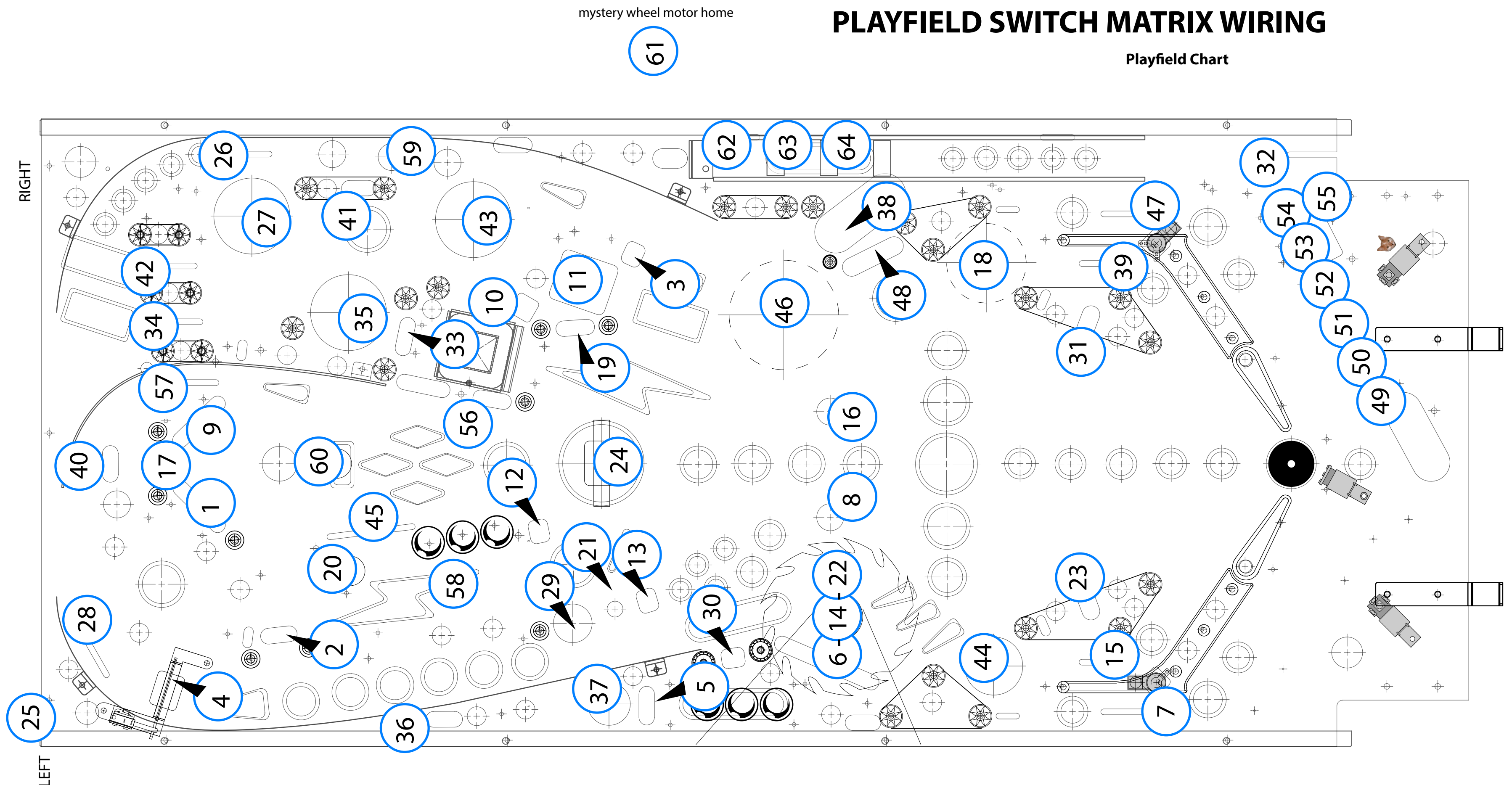
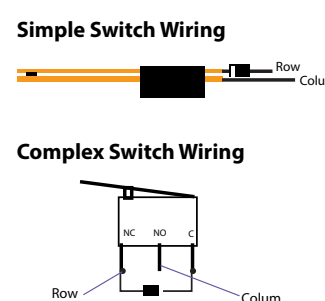


SWITCH MATRIX
Wire Color Code

		COLUMN							
		GRN-BRN	Red	Org	Yel	Blk	Blu	Vio	GRN_GRY
ROW	WHT-BRN	1 Left Box S11	9 Right Box S21	17 Mystic Ring S31	25 Not Used	33 Levitate Ball S51	41 Magic Mirror S61	49 Trough 6 S71	57 Right Inner Loop S81
	Red	2 Jinn Lamp S12	10 Right Ramp Enter S22	18 Not Used	26 Right Loop S42	34 King Lane (L) S52	42 Queen Lane (R) S62	50 Trough 5 S72	58 Houdini Ramp Enter S82
	Org	3 Millions Target S13	11 Magic Shop Scoop S23	19 Poof Target S33	27 Top Jet S43	35 Middle Jet S53	43 Bottom Jet S63	51 Trough 4 S73	59 Not Used
	Yel	4 Wizard Spinner S14	12 Advance Power S24	20 Owl Captive Ball S34	28 Left Loop S44	36 Left Ramp Enter S54	44 Not Used	52 Trough 3 S74	60 Chamber Popper S84
	Grn	5 Kinetic Balls S15	13 Potion Target S25	21 Potion Spinner S35	29 Not Used	37 Potion Saucer S55	45 Not Used	53 Trough 2 S75	61 Not Used
	Blu	6 Not Used	14 Saw Middle S26	22 Saw Top S36	30 Secret Spark S46	38 Tesla Scoop S56	46 Hare Eddy S66	54 Trough 1 S76	62 Top Tesla Skill S86
	Vio	7 Left Outlane S17	15 Left Inlane S27	23 Left Sling S37	31 Right Sling S47	39 Right Inlane S57	47 Right Outlane S67	55 Trough Jam S77	63 Bottom Tesla Skill S87
	WHT-GRY	8 Left Jinx Rollover S18	16 Right Jinx Rollover S28	24 Floating Spinner S38	32 Shooter Lane S48	40 Magic Dust S58	48 Lead Coin S68	56 Bottom Wizard Target S78	64 Not Used

0	22	BLK
1	22	BRN
2	22	RED
3	22	ORG
4	22	YEL
5	22	GRN
6	22	BLU
7	22	VIO
8	22	GRY
9	22	WHT

ie: 38 = org wire + grey stripe



SWITCHES MATRIX

PROTOTYPE

Confidential - Not For Distribution
NOT FINAL SYSTEM DESIGN

Pinball Switch Diagram R11

ITEM	PART NO.	DESCRIPTION	QTY
<p>THE INFORMATION CONTAINED ON THIS DRAWING IS CONFIDENTIAL INFORMATION OF THE COMPANY. IT MAY NOT BE USED OR DISCLOSED TO OTHERS WITHOUT WRITTEN PERMISSION.</p> <p>PROJECT ENGINEER: TOLERANCES & NOTES - UNLESS OTHERWISE SPECIFIED DEC. X ±.030 ANG: X° ±0.5° DO NOT SCALE DIMENSIONS ARE IN INCHES REMOVE BURRS, BREAK SHARP EDGES & CORNERS CAD GENERATED DWG - NO MANUAL CHANGES</p>			
<p>zidware</p>		<p>PINBALL WIRING DIAGRAM</p>	
<p>APPROVED</p>	<p>DATE</p>	<p>FRST USAGE</p>	<p>QTY</p>
<p>FINISH</p>	<p>SEE NOTE #1</p>	<p>SIZE</p>	<p>SCALE</p>
<p>REV</p>	<p>01</p>	<p>1 of 1</p>	<p>PART NO.</p>

